

Signify Classified - Internal
Cooper Lighting Solutions Photometric Lab
1121 Highway 74 South
Peachtree City, GA 30269



Scaled data based on original data using
LM-79-08 Approved Method: Electrical and Photometric Measurements of Solid-
State Lighting Products

Test Report Prepared for
Cooper Lighting Solutions
(formerly Eaton)

Brand: STREETWORKS

Report Number: P870275

Luminaire Tested: **MEM2-HSN-SA-120-830-U-T2R-HSS**

Issue Date: 09/05/2024



Test Information

Test Method: LM-79-08
Report Number: P870275
Test Lab: INNOVATION CENTER(G3)
Issue Date: 09/05/2024
Manufacturer: COOPER LIGHTING SOLUTIONS (FORMERLY EATON)
Product Line: STREETWORKS
Catalog Number: MEM2-HSN-SA-120-830-U-T2R-HSS
Description: EPIC MODERN SHORT HOUSING DISCRETE LED ARRAYS 120W 80CRI 3000K
FIXTURE w/ TYPE II ROADWAY DISTRIBUTION OPTIC AND HOUSE SIDE SHIELD
Light Source: (20) 3000K CCT, 80 CRI LEDS
Ballast/Driver: ELECTRONIC DRIVER

Summary

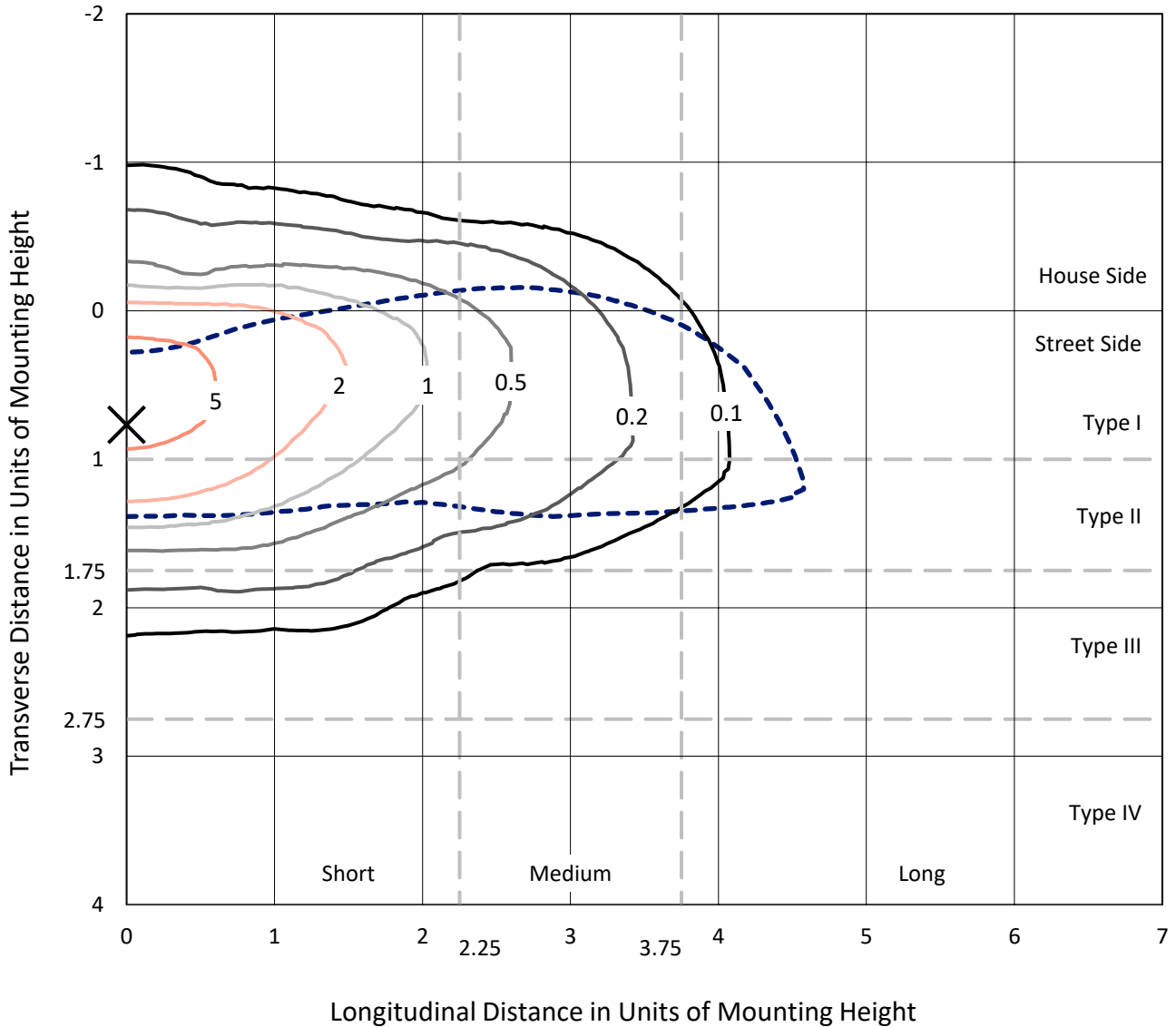
Lumens per Lamp: N/A
Luminaire Lumens: 8582.6 lumens
Efficiency: N/A
Efficacy: 85.0 lumens/watt
Luminous Opening: Rectangular (W 0.67' x L: 0.33' x H: 0')
IES Classification: Type II - Short
BUG Rating: B1 - U0 - G2

Input Watts (W): 101
Input Voltage (V): 120
Input Current (A_{in}): NR
Voltage Rise (V): NR
Power Factor: 0.99
Total Harmonic Distortion (THDi): 9.45%
Frequency (hertz): 60
Stabilization Time: NR
Operation Time: NR
Ambient Temperature (°C): NR
Test Distance: 24 FT

REPORT NUMBER: P870275
 CATALOG NUMBER: MEM2-HSN-SA-120-830-U-T2R-HSS

Iso-Footcandle Lines of Horizontal Illumination

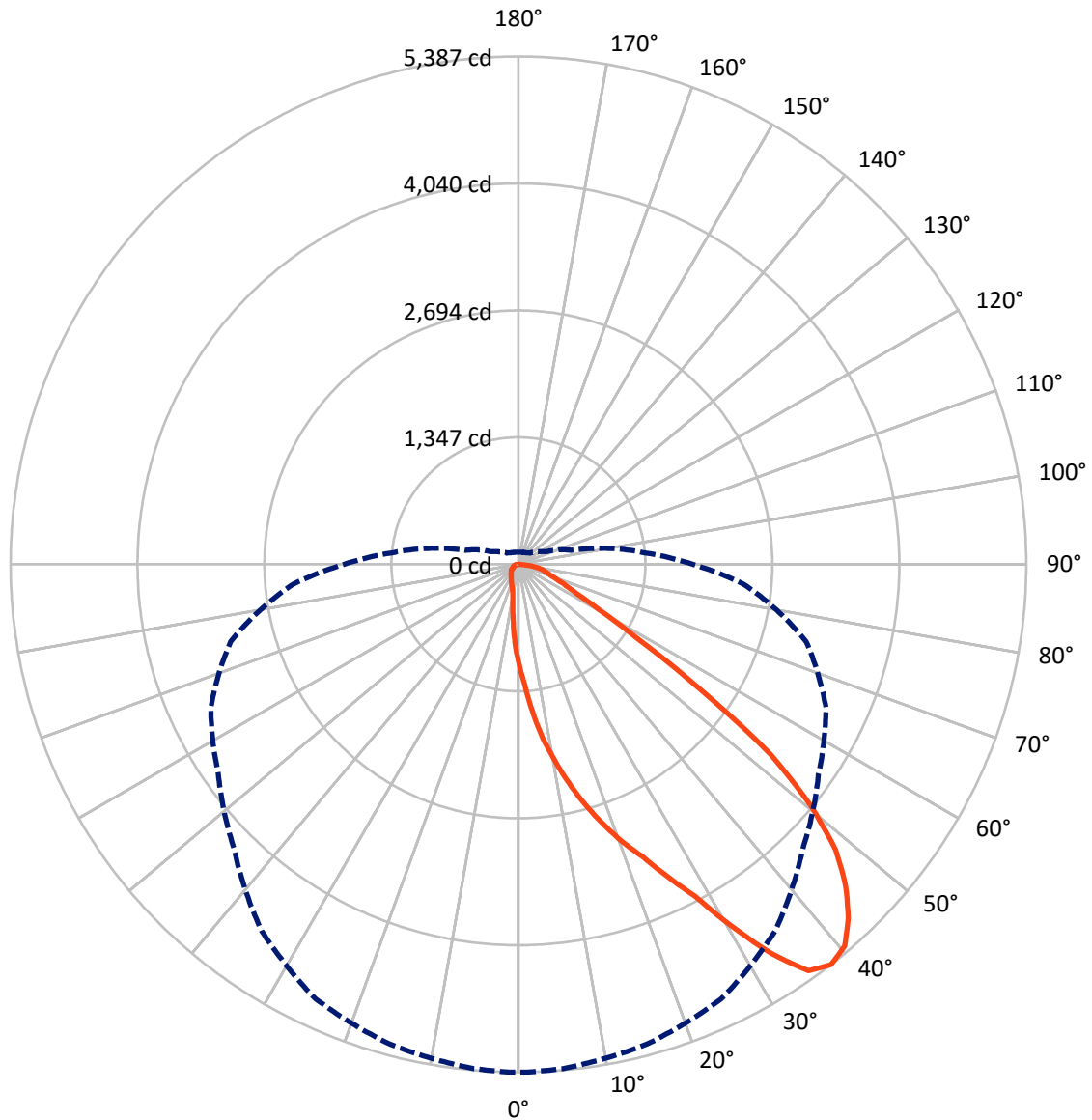
× Max cd
 - - - 1/2 Max cd



Based on 20 foot mounting height. Maximum calculated value = 7.4 fc
 Type II - Short - N/A

REPORT NUMBER: P870275
CATALOG NUMBER: MEM2-HSN-SA-120-830-U-T2R-HSS

Luminous Intensity Polar Plot



— Vertical Plane Through 0-Deg Lateral - - - Horizontal Cone Through 37.5-Deg Vertical

REPORT NUMBER: P870275
 CATALOG NUMBER: MEM2-HSN-SA-120-830-U-T2R-HSS

FLUX DISTRIBUTION:

		Downward	Upward	Total
House Side	Lumens	1023.7	0.0	1023.7
	% Fixture	11.9	0.0	11.9
Street Side	Lumens	7558.9	0.0	7558.9
	% Fixture	88.1	0.0	88.1
Total	Lumens	8582.6	0.0	8582.6
	% Fixture	100.0	0.0	100.0

Coefficient of Utilization

ZONAL LUMENS:

Zone	Lumens	% Fixture
0°-10°	106.7	1.2
10°-20°	373.0	4.3
20°-30°	769.5	9.0
30°-40°	1354.0	15.8
40°-50°	1838.4	21.4
50°-60°	1821.4	21.2
60°-70°	1402.3	16.3
70°-80°	813.8	9.5
80°-90°	103.5	1.2
90°-100°	0.0	0.0
100°-110°	0.0	0.0
110°-120°	0.0	0.0
120°-130°	0.0	0.0
130°-140°	0.0	0.0
140°-150°	0.0	0.0
150°-160°	0.0	0.0
160°-170°	0.0	0.0
170°-180°	0.0	0.0
0°-90°	8582.6	100.0
0°-180°	8582.6	100.0



REPORT NUMBER: P870275

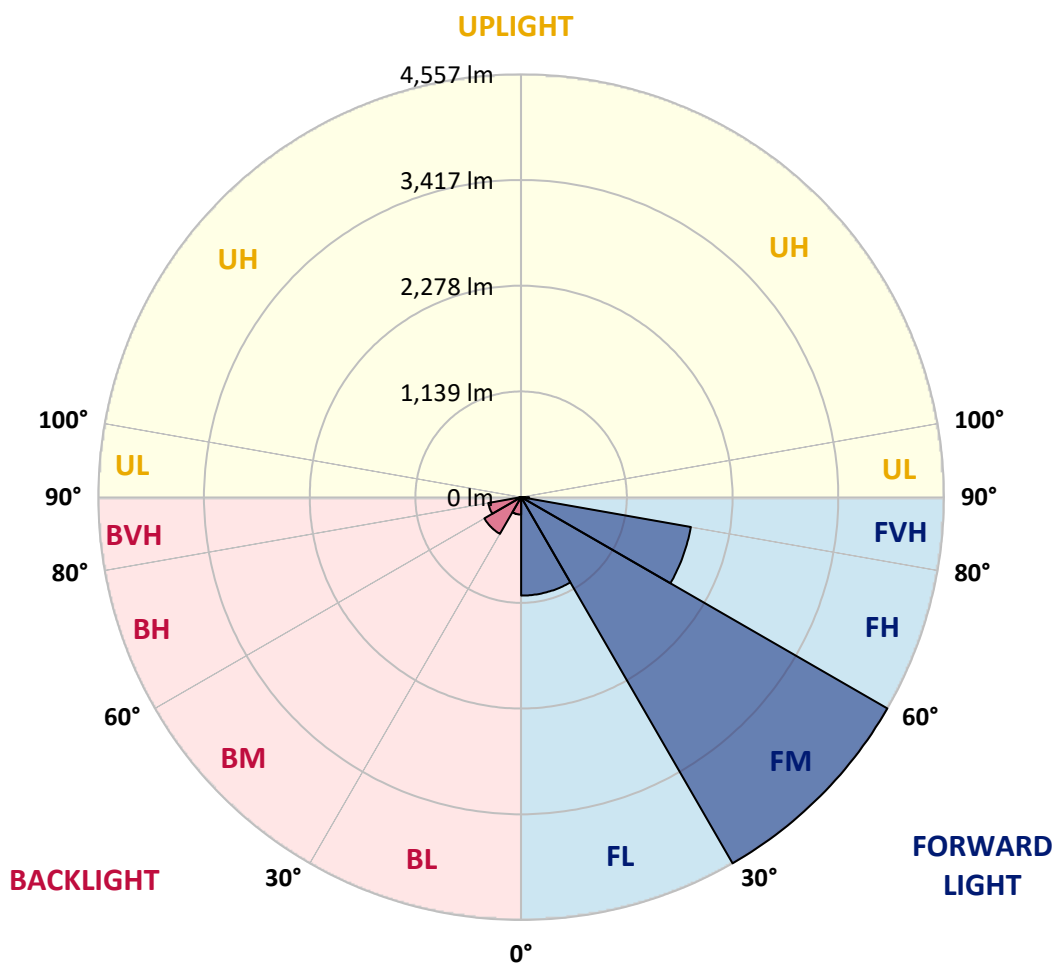
CATALOG NUMBER: MEM2-HSN-SA-120-830-U-T2R-HSS

LUMINAIRE CLASSIFICATION SYSTEM LUMEN TABLE AND BUG RATING:

Zone	Lumens	% Fixture	Zone Rating/Lumen Limit		
			B	U	G
FL (0°-30°)	1061.0	12.4			
FM (30°-60°)	4556.6	53.1			
FH (60°-80°)	1856.9	21.6			G2/5000
FVH (80°-90°)	84.4	1.0			G1/100
BL (0°-30°)	188.2	2.2	B1/500		
BM (30°-60°)	457.2	5.3	B1/1000		
BH (60°-80°)	359.2	4.2	B1/500		G1/500
BVH (80°-90°)	19.1	0.2			G1/100
UL (90°-100°)	0.0	0.0		U0/0	
UH (100°-180°)	0.0	0.0		U0/0	

BUG Rating: B1-U0-G2

Type II Short





REPORT NUMBER: P870275

CATALOG NUMBER: MEM2-HSN-SA-120-830-U-T2R-HSS

CANDELA DISTRIBUTION (FULL):

	0°	1°	5°	15°	25°	35°	45°	55°	65°	75°	85°
0°	1063.5	1063.5	1063.5	1063.5	1063.5	1063.5	1063.5	1063.5	1063.5	1063.5	1063.5
2.5°	1281.5	1300.6	1286.3	1274.3	1257.5	1240.7	1216.8	1190.4	1156.9	1116.2	1080.3
5°	1571.3	1580.9	1576.1	1568.9	1516.2	1465.9	1415.6	1353.3	1267.1	1190.4	1109.0
7.5°	1861.1	1856.3	1844.4	1822.8	1774.9	1717.4	1626.4	1523.4	1401.2	1267.1	1140.1
10°	2115.0	2122.2	2112.6	2079.1	2019.2	1940.2	1830.0	1712.6	1547.3	1360.5	1183.3
12.5°	2380.9	2385.7	2385.7	2313.8	2273.1	2151.0	2033.6	1875.5	1691.1	1475.5	1233.6
15°	2642.0	2632.4	2632.4	2584.5	2512.6	2376.1	2244.4	2052.7	1844.4	1583.3	1291.1
17.5°	2891.1	2895.9	2874.3	2821.6	2752.2	2620.4	2457.5	2246.8	1995.3	1712.6	1350.9
20°	3137.8	3123.4	3113.8	3061.2	2986.9	2831.2	2675.5	2436.0	2172.5	1858.7	1434.8
22.5°	3367.7	3374.9	3351.0	3267.1	3197.7	3056.4	2879.1	2658.7	2359.3	2004.8	1525.8
25°	3664.8	3640.8	3662.4	3561.8	3454.0	3286.3	3085.1	2867.1	2562.9	2184.5	1638.4
27.5°	3980.9	3995.3	3983.3	3873.2	3727.0	3501.9	3291.1	3058.8	2768.9	2354.5	1765.3
30°	4452.8	4445.6	4448.0	4282.7	4040.8	3772.5	3513.9	3260.0	2974.9	2562.9	1913.8
32.5°	4919.9	4946.2	4881.6	4735.4	4457.6	4052.8	3736.6	3454.0	3173.7	2742.6	2064.7
35°	5295.9	5288.8	5262.4	5099.5	4824.1	4431.2	3990.5	3669.6	3384.5	2962.9	2232.4
37.5°	5387.0	5387.0	5370.2	5269.6	5087.6	4747.4	4266.0	3885.1	3600.1	3159.4	2395.3
40°	5327.1	5315.1	5305.5	5238.5	5140.2	4939.0	4555.8	4107.9	3830.0	3413.3	2574.9
42.5°	5130.7	5133.1	5121.1	5082.8	5030.1	4953.4	4735.4	4345.0	4055.2	3652.8	2752.2
45°	4867.2	4872.0	4857.6	4852.8	4826.5	4826.5	4776.2	4531.8	4268.4	3897.1	2946.2
47.5°	4529.5	4527.1	4519.9	4507.9	4560.6	4618.1	4663.6	4637.2	4457.6	4160.6	3121.0
50°	4014.5	4009.7	4031.2	4091.1	4220.5	4347.4	4481.5	4606.1	4594.1	4404.9	3331.8
52.5°	3346.2	3315.1	3339.0	3523.4	3789.3	4072.0	4261.2	4457.6	4663.6	4663.6	3540.2
55°	2340.2	2366.5	2380.9	2651.6	3176.1	3662.4	3995.3	4249.2	4637.2	4869.6	3770.2
57.5°	1489.9	1499.4	1542.6	1834.8	2450.4	3058.8	3648.0	4064.8	4539.0	5042.0	4000.1
60°	1003.6	970.1	1003.6	1171.3	1762.9	2400.1	3137.8	3832.4	4397.7	5166.6	4254.0
62.5°	709.0	706.6	716.2	814.4	1257.5	1803.6	2498.3	3518.7	4285.1	5173.8	4443.2
65°	572.5	555.7	562.9	618.0	843.1	1322.2	1832.4	2951.0	4184.5	5046.8	4536.6
67.5°	459.9	452.7	457.5	493.4	632.4	994.0	1291.1	2244.4	3971.4	4831.3	4483.9
70°	376.1	378.5	380.8	416.8	503.0	752.1	922.2	1540.2	3516.3	4586.9	4246.8
72.5°	325.8	325.8	328.2	352.1	421.6	596.4	697.0	1001.2	2845.6	4323.5	3810.9
75°	287.4	287.4	287.4	309.0	359.3	479.1	541.3	685.0	2043.2	3834.8	3152.2
77.5°	249.1	251.5	251.5	270.7	309.0	373.7	416.8	474.3	1303.0	2962.9	2385.7
80°	191.6	191.6	194.0	215.6	263.5	292.2	306.6	335.3	685.0	1861.1	1513.8
82.5°	134.1	136.5	136.5	138.9	177.2	179.6	165.3	167.7	249.1	618.0	574.9
85°	14.4	16.8	19.2	19.2	31.1	38.3	40.7	38.3	40.7	71.9	71.9
87.5°	0.0	0.0	0.0	0.0	2.4	4.8	4.8	7.2	7.2	7.2	7.2
90°	0.0	0.0	0.0	0.0	0.0	0.0	0.0	0.0	0.0	0.0	0.0



REPORT NUMBER: P870275

CATALOG NUMBER: MEM2-HSN-SA-120-830-U-T2R-HSS

CANDELA DISTRIBUTION (continued):

	90°	95°	105°	115°	125°	135°	145°	155°	165°	175°	180°
0°	1063.5	1063.5	1063.5	1063.5	1063.5	1063.5	1063.5	1063.5	1063.5	1063.5	1063.5
2.5°	1061.1	1044.3	1008.4	977.3	948.5	924.6	907.8	886.2	869.5	869.5	879.1
5°	1068.3	1030.0	955.7	886.2	831.2	778.5	730.6	699.4	675.5	661.1	661.1
7.5°	1077.9	1020.4	907.8	802.4	716.2	632.4	558.1	522.2	486.2	474.3	476.7
10°	1097.0	1015.6	864.7	728.2	598.8	493.4	421.6	383.2	364.1	354.5	354.5
12.5°	1118.6	1015.6	819.2	644.3	493.4	385.6	342.5	313.8	304.2	299.4	294.6
15°	1147.3	1020.4	780.9	555.7	402.4	325.8	294.6	277.9	268.3	263.5	263.5
17.5°	1180.9	1025.2	740.1	483.8	342.5	287.4	263.5	251.5	241.9	237.1	237.1
20°	1224.0	1037.2	699.4	419.2	299.4	263.5	241.9	229.9	220.4	218.0	215.6
22.5°	1276.7	1056.3	658.7	366.5	270.7	239.5	220.4	210.8	203.6	198.8	198.8
25°	1339.0	1080.3	627.6	328.2	249.1	222.8	206.0	194.0	186.8	184.4	184.4
27.5°	1425.2	1121.0	596.4	299.4	232.3	206.0	189.2	179.6	172.5	170.1	167.7
30°	1506.6	1171.3	582.1	292.2	220.4	191.6	179.6	167.7	160.5	158.1	155.7
32.5°	1612.0	1228.8	572.5	292.2	215.6	182.0	167.7	158.1	150.9	148.5	146.1
35°	1724.6	1295.8	572.5	301.8	218.0	174.9	158.1	148.5	141.3	136.5	136.5
37.5°	1846.8	1362.9	577.3	316.2	225.2	170.1	148.5	138.9	131.7	129.3	129.3
40°	1976.1	1453.9	586.8	328.2	232.3	167.7	138.9	131.7	124.6	119.8	119.8
42.5°	2095.9	1525.8	603.6	342.5	237.1	165.3	131.7	124.6	117.4	115.0	115.0
45°	2234.8	1604.8	618.0	352.1	237.1	158.1	124.6	117.4	112.6	110.2	107.8
47.5°	2345.0	1669.5	625.2	356.9	232.3	150.9	117.4	112.6	107.8	103.0	105.4
50°	2479.1	1739.0	637.1	359.3	222.8	141.3	112.6	105.4	100.6	98.2	98.2
52.5°	2608.4	1808.4	646.7	354.5	210.8	129.3	105.4	100.6	95.8	91.0	91.0
55°	2761.7	1885.1	661.1	347.3	191.6	117.4	98.2	93.4	86.2	83.8	81.4
57.5°	2936.6	1985.7	673.1	332.9	167.7	105.4	93.4	86.2	76.6	71.9	71.9
60°	3097.1	2100.7	682.7	297.0	146.1	98.2	86.2	79.0	69.5	67.1	67.1
62.5°	3269.5	2220.4	682.7	234.7	124.6	88.6	81.4	74.3	64.7	62.3	62.3
65°	3389.3	2328.2	661.1	174.9	105.4	83.8	79.0	69.5	59.9	57.5	57.5
67.5°	3422.8	2395.3	601.2	124.6	91.0	79.0	74.3	64.7	57.5	52.7	52.7
70°	3315.1	2342.6	491.0	95.8	79.0	71.9	67.1	59.9	52.7	50.3	50.3
72.5°	3006.1	2141.4	366.5	81.4	69.5	67.1	62.3	55.1	50.3	47.9	47.9
75°	2517.4	1779.7	258.7	71.9	64.7	59.9	55.1	50.3	45.5	45.5	45.5
77.5°	1906.6	1286.3	160.5	64.7	55.1	55.1	50.3	45.5	43.1	40.7	40.7
80°	1231.2	812.0	91.0	45.5	38.3	40.7	35.9	31.1	31.1	28.7	28.7
82.5°	522.2	321.0	47.9	26.3	19.2	16.8	12.0	12.0	9.6	9.6	9.6
85°	52.7	19.2	9.6	7.2	7.2	4.8	4.8	4.8	4.8	2.4	2.4
87.5°	7.2	7.2	7.2	4.8	4.8	4.8	2.4	2.4	2.4	2.4	2.4
90°	0.0	0.0	0.0	0.0	0.0	0.0	0.0	0.0	0.0	0.0	0.0

Cooper Lighting Solutions Photometric Lab
1121 Highway 74 South
Peachtree City, GA 30269



LM-79-2019: Approved Method: Electrical and Photometric Measurements of Solid-State Lighting Products

Report Prepared for

Cooper Lighting Solutions

Streetworks

Report Number: SP1-2407-157-7

Test Date: 09/05/2024

Luminaire Tested: MEM2-HTN-SA-40-830-U-5WQ

Data in this report applies to families of products including MEM2-HTN-SA-40-830-U-5WQ

Test Information

Test Method: LM-79-2019
 Report Number: SP1-2407-157-7
 Test Lab: COOPER LIGHTING SOLUTIONS
 Photometer: SP1 - 76IN SPHERE
 Measurement Geometry: 4π
 Issue Date: 09/05/2024
 Manufacturer: COOPER LIGHTING SOLUTIONS
 Product Line: Streetworks
 Catalog Number: **MEM2-HTN-SA-40-830-U-5WQ**
 Description: Epic Modern Light Square 40W 5WQ Optic

Spectral Parameters

CCT (K): 3126
 CIE u': 0.2465
 CIE v': 0.5182
 Duv: -0.0004
 CIE x: 0.4277
 CIE y: 0.3997
 CIE z: 0.1727
 Peak Wavelength (nm): 601
 Dominant Wavelength (nm): 582
 Purity: 48.31913
 Rf: 84.4
 Rg: 94.7

CRI (Ra):	82.6		
R1:	81.4	R9:	5.1
R2:	92.2	R10:	82.2
R3:	94.9	R11:	79.8
R4:	80.1	R12:	70.4
R5:	81.8	R13:	84.2
R6:	90.5	R14:	97.9
R7:	81.8	R15:	73.6
R8:	58.0		



Test Conditions

Stabilization Time: 22M
 Operation Time: 1H 22M
 Sphere Temperature (°C): 24.3

REPORT NUMBER: SP1-2407-157-7

Measurement and Test Equipment			
Instrument	Identification Number	Calibration Date	Calibration Due Date
Photometer	IN0058	6/18/2024	12/18/2024
Power Meter	INXT2011004	2/8/2024	2/8/2025
AC Power Source	IN0063	10/24/2023	10/24/2024
DC Power Source	IN0208	10/24/2023	10/24/2024
Sphere Thermometer	IN0085	10/24/2023	10/24/2024
Room Thermometer	IN0046	10/24/2023	10/24/2024

REPORT NUMBER: SP1-2407-157-7

CIE 1931 Chromaticity Diagram



CIE 1931 Chromaticity Diagram with 2017 ANSI 7-Step and 4-Step Quadrangles



CCT = 3126K
 CIE x = 0.4277
 CIE y = 0.3997
 Duv = -0.0004

Point lies inside the ANSI 3000K 4-step quadrangle

REPORT NUMBER: SP1-2407-157-7

Photopic Flux vs. Wavelength



Photopic Lumens: NR

λ (nm)	Power W [^] /nm	Lumens (ϕ /nm)	λ (nm)	Power W [^] /nm	Lumens (ϕ /nm)	λ (nm)	Power W [^] /nm	Lumens (ϕ /nm)	λ (nm)	Power W [^] /nm	Lumens (ϕ /nm)	λ (nm)	Power W [^] /nm	Lumens (ϕ /nm)
360	0	NR	490	258	NR	620	908	NR	750	26	NR	880	1	NR
365	0	NR	495	297	NR	625	857	NR	755	22	NR	885	0	NR
370	0	NR	500	345	NR	630	801	NR	760	19	NR	890	0	NR
375	0	NR	505	391	NR	635	738	NR	765	16	NR	895	0	NR
380	0	NR	510	426	NR	640	675	NR	770	14	NR	900	0	NR
385	0	NR	515	456	NR	645	610	NR	775	12	NR	905	0	NR
390	0	NR	520	480	NR	650	547	NR	780	10	NR	910	0	NR
395	0	NR	525	500	NR	655	488	NR	785	9	NR	915	0	NR
400	0	NR	530	517	NR	660	429	NR	790	7	NR	920	0	NR
405	2	NR	535	538	NR	665	378	NR	795	6	NR	925	0	NR
410	4	NR	540	558	NR	670	328	NR	800	5	NR	930	0	NR
415	9	NR	545	584	NR	675	285	NR	805	5	NR	935	0	NR
420	16	NR	550	611	NR	680	247	NR	810	4	NR	940	0	NR
425	31	NR	555	646	NR	685	212	NR	815	3	NR	945	0	NR
430	56	NR	560	687	NR	690	183	NR	820	3	NR	950	0	NR
435	101	NR	565	731	NR	695	156	NR	825	3	NR	955	0	NR
440	178	NR	570	780	NR	700	133	NR	830	2	NR	960	0	NR
445	323	NR	575	832	NR	705	114	NR	835	2	NR	965	0	NR
450	566	NR	580	883	NR	710	96	NR	840	2	NR	970	0	NR
455	645	NR	585	927	NR	715	82	NR	845	1	NR	975	0	NR
460	457	NR	590	963	NR	720	70	NR	850	1	NR	980	0	NR
465	365	NR	595	985	NR	725	59	NR	855	1	NR	985	0	NR
470	317	NR	600	998	NR	730	50	NR	860	1	NR	990	0	NR
475	244	NR	605	994	NR	735	43	NR	865	1	NR	995	0	NR
480	218	NR	610	978	NR	740	36	NR	870	1	NR	1000	0	NR
485	233	NR	615	947	NR	745	31	NR	875	1	NR			

REPORT NUMBER: SP1-2407-157-7

Scotopic Flux vs. Wavelength



Scotopic Lumens: NR S/P: 1.42

λ (nm)	Power W [^] /nm	Lumens (φ/nm)	λ (nm)	Power W [^] /nm	Lumens (φ/nm)	λ (nm)	Power W [^] /nm	Lumens (φ/nm)	λ (nm)	Power W [^] /nm	Lumens (φ/nm)	λ (nm)	Power W [^] /nm	Lumens (φ/nm)
360	0	NR	490	258	NR	620	908	NR	750	26	NR	880	1	NR
365	0	NR	495	297	NR	625	857	NR	755	22	NR	885	0	NR
370	0	NR	500	345	NR	630	801	NR	760	19	NR	890	0	NR
375	0	NR	505	391	NR	635	738	NR	765	16	NR	895	0	NR
380	0	NR	510	426	NR	640	675	NR	770	14	NR	900	0	NR
385	0	NR	515	456	NR	645	610	NR	775	12	NR	905	0	NR
390	0	NR	520	480	NR	650	547	NR	780	10	NR	910	0	NR
395	0	NR	525	500	NR	655	488	NR	785	9	NR	915	0	NR
400	0	NR	530	517	NR	660	429	NR	790	7	NR	920	0	NR
405	2	NR	535	538	NR	665	378	NR	795	6	NR	925	0	NR
410	4	NR	540	558	NR	670	328	NR	800	5	NR	930	0	NR
415	9	NR	545	584	NR	675	285	NR	805	5	NR	935	0	NR
420	16	NR	550	611	NR	680	247	NR	810	4	NR	940	0	NR
425	31	NR	555	646	NR	685	212	NR	815	3	NR	945	0	NR
430	56	NR	560	687	NR	690	183	NR	820	3	NR	950	0	NR
435	101	NR	565	731	NR	695	156	NR	825	3	NR	955	0	NR
440	178	NR	570	780	NR	700	133	NR	830	2	NR	960	0	NR
445	323	NR	575	832	NR	705	114	NR	835	2	NR	965	0	NR
450	566	NR	580	883	NR	710	96	NR	840	2	NR	970	0	NR
455	645	NR	585	927	NR	715	82	NR	845	1	NR	975	0	NR
460	457	NR	590	963	NR	720	70	NR	850	1	NR	980	0	NR
465	365	NR	595	985	NR	725	59	NR	855	1	NR	985	0	NR
470	317	NR	600	998	NR	730	50	NR	860	1	NR	990	0	NR
475	244	NR	605	994	NR	735	43	NR	865	1	NR	995	0	NR
480	218	NR	610	978	NR	740	36	NR	870	1	NR	1000	0	NR
485	233	NR	615	947	NR	745	31	NR	875	1	NR			

REPORT NUMBER: SP1-2407-157-7

Melanopic Flux vs. Wavelength



Melanopic Lumens: NR

M/P: 2.79

λ (nm)	Power W [^] /nm	Lumens (φ/nm)	λ (nm)	Power W [^] /nm	Lumens (φ/nm)	λ (nm)	Power W [^] /nm	Lumens (φ/nm)	λ (nm)	Power W [^] /nm	Lumens (φ/nm)	λ (nm)	Power W [^] /nm	Lumens (φ/nm)
360	0	NR	490	258	NR	620	908	NR	750	26	NR	880	1	NR
365	0	NR	495	297	NR	625	857	NR	755	22	NR	885	0	NR
370	0	NR	500	345	NR	630	801	NR	760	19	NR	890	0	NR
375	0	NR	505	391	NR	635	738	NR	765	16	NR	895	0	NR
380	0	NR	510	426	NR	640	675	NR	770	14	NR	900	0	NR
385	0	NR	515	456	NR	645	610	NR	775	12	NR	905	0	NR
390	0	NR	520	480	NR	650	547	NR	780	10	NR	910	0	NR
395	0	NR	525	500	NR	655	488	NR	785	9	NR	915	0	NR
400	0	NR	530	517	NR	660	429	NR	790	7	NR	920	0	NR
405	2	NR	535	538	NR	665	378	NR	795	6	NR	925	0	NR
410	4	NR	540	558	NR	670	328	NR	800	5	NR	930	0	NR
415	9	NR	545	584	NR	675	285	NR	805	5	NR	935	0	NR
420	16	NR	550	611	NR	680	247	NR	810	4	NR	940	0	NR
425	31	NR	555	646	NR	685	212	NR	815	3	NR	945	0	NR
430	56	NR	560	687	NR	690	183	NR	820	3	NR	950	0	NR
435	101	NR	565	731	NR	695	156	NR	825	3	NR	955	0	NR
440	178	NR	570	780	NR	700	133	NR	830	2	NR	960	0	NR
445	323	NR	575	832	NR	705	114	NR	835	2	NR	965	0	NR
450	566	NR	580	883	NR	710	96	NR	840	2	NR	970	0	NR
455	645	NR	585	927	NR	715	82	NR	845	1	NR	975	0	NR
460	457	NR	590	963	NR	720	70	NR	850	1	NR	980	0	NR
465	365	NR	595	985	NR	725	59	NR	855	1	NR	985	0	NR
470	317	NR	600	998	NR	730	50	NR	860	1	NR	990	0	NR
475	244	NR	605	994	NR	735	43	NR	865	1	NR	995	0	NR
480	218	NR	610	978	NR	740	36	NR	870	1	NR	1000	0	NR
485	233	NR	615	947	NR	745	31	NR	875	1	NR			

Summary

$R_f = 84.4$
 $R_g = 94.7$
 $CIE R_a = 82.6$
 $R_9 = 5.1$



Color Vector Graphics



Individual Sample Fidelity Index ($R_{f,i}$)

CES01 = 86	CES26 = 86	CES51 = 93	CES76 = 82
CES02 = 63	CES27 = 92	CES52 = 93	CES77 = 84
CES03 = 31	CES28 = 94	CES53 = 89	CES78 = 81
CES04 = 70	CES29 = 92	CES54 = 89	CES79 = 90
CES05 = 49	CES30 = 91	CES55 = 86	CES80 = 89
CES06 = 51	CES31 = 93	CES56 = 85	CES81 = 72
CES07 = 42	CES32 = 85	CES57 = 83	CES82 = 95
CES08 = 41	CES33 = 97	CES58 = 84	CES83 = 94
CES09 = 29	CES34 = 92	CES59 = 91	CES84 = 91
CES10 = 76	CES35 = 96	CES60 = 90	CES85 = 74
CES11 = 59	CES36 = 81	CES61 = 87	CES86 = 68
CES12 = 65	CES37 = 96	CES62 = 83	CES87 = 84
CES13 = 43	CES38 = 86	CES63 = 87	CES88 = 88
CES14 = 74	CES39 = 98	CES64 = 79	CES89 = 75
CES15 = 71	CES40 = 96	CES65 = 78	CES90 = 89
CES16 = 47	CES41 = 96	CES66 = 77	CES91 = 73
CES17 = 50	CES42 = 97	CES67 = 76	CES92 = 63
CES18 = 56	CES43 = 91	CES68 = 80	CES93 = 77
CES19 = 72	CES44 = 99	CES69 = 85	CES94 = 61
CES20 = 66	CES45 = 93	CES70 = 78	CES95 = 73
CES21 = 87	CES46 = 90	CES71 = 74	CES96 = 84
CES22 = 79	CES47 = 94	CES72 = 91	CES97 = 88
CES23 = 92	CES48 = 83	CES73 = 74	CES98 = 85
CES24 = 91	CES49 = 91	CES74 = 90	CES99 = 76
CES25 = 72	CES50 = 93	CES75 = 78	



Color Rendition by Hue-Angle Bin



Measure Comparisons



(END OF REPORT)